



Lavabi / Washbasins

REXA

Lavabi / Washbasins

Catalistino / Handbook

REXA

IT Rexa dà vita ad uno spazio bagno concepito non soltanto per trasmettere serenità e benessere, ma anche per ispirare chi lo vive. Tutto ciò si realizza grazie alla presenza di oggetti che caratterizzano l'ambiente, infondendo personalità. Rexa presenta il suo programma completo di lavabi freestanding, che combinano sensorialità e funzionalità, imponendosi come protagonisti della stanza da bagno, senza mai smettere di dialogare con gli elementi circostanti.

EN Rexa gives life to a space bathroom designed not only for transmit peacefulness and well-being, but also to inspire those who live it. All this is achieved through the presence of objects that characterize the environment, by giving personality. Rexa presents its complete range of freestanding washbasins, which combine a sensory experience with the functionality, imposing itself as protagonists of the bathroom, but always connected to the surrounding elements.

FR Rexa donne vie à un espace salle de bain conçu pas seulement pour transmettre la tranquillité et le bien-être, mais aussi pour inspirer ceux qui la vivent. Tout cela se réalise par la présence d'objets qui caractérisent l'ambiance, en lui donnant de la personnalité. Rexa présente sa gamme complète de lavabos en îlot, qui combinent une expérience sensorielle avec la fonctionnalité, et s'imposent comme protagonistes de la salle de bain, en restant toujours connectés aux autres éléments de la salle de bain.

DE Rexa schafft ein Badezimmer, die nicht nur Ruhe und Wohlbefinden vermittelt, sondern auch die Menschen inspiriert. All dies geschieht durch das Vorhandensein von Objekten, die den Raum prägen und ihm Persönlichkeit verleihen. Rexa präsentiert sein komplettes Freestanding-Waschbeckenprogramm, welches Sinnlichkeit und Funktionalität kombiniert und sich als Protagonisten im Badezimmer aufdrängt, die aber nie aufhören, mit den umliegenden Elementen zu verhandeln.

ES Rexa da vida a un espacio de baño concebido no solo para transmitir serenidad y bienestar, sino también para inspirar a quienes lo viven. Todo esto se consigue gracias a la presencia de objetos que caracterizan el ambiente, dotándolo de personalidad. Rexa presenta su completo programa de lavabos a suelo, que combinan sensorialidad y funcionalidad, consolidándose como los protagonistas del baño, que sin embargo no deja de comunicarse con los elementos circundantes.



Catalistino lavabi / Washbasins handbook

Contents

Lavabi a terra e sospesi / Freestanding and wall hung basins

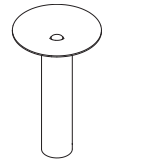
- 10 Pure
- 22 Smoking
- 32 O_O
- 46 Discovolante
- 60 Ethere
- 70 Fonte Totem
- 78 Fonte
- 82 Rotondo
- 86 Hole
- 92 Roll
- 96 Funnel
- 100 Unico
- 108 Plan
- 112 Argo



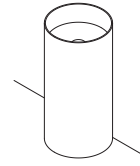
Scopri tutti i lavabi in appoggio e sospesi nel listino generale e nella sezione prodotti rexadesign.it / Discover all the over counter and wall hung washbasins in the general price list and in the product section on rexadesign.it

Overview

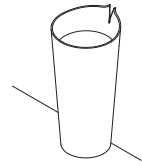
Lavabi a terra / Freestanding basins



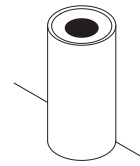
Pure
Ø 55 H 90



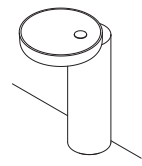
Rotondo
Ø 41 H 90



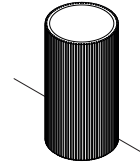
Smoking
Ø 44 H 90



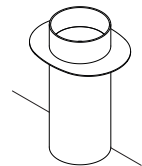
Hole
Ø 41 H 90



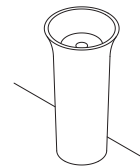
O_O
Ø 50 P 61 H 90



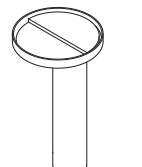
Roll
Ø 46 H 86



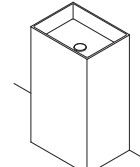
Discovolante
L 64,5 P 52 H 90



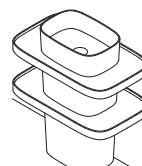
Funnel
Ø 45 H 85



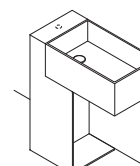
Ethere
Ø 48 H 90



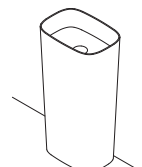
Unico
L 50-60 P 36-46 H 85



Fonte Totem
L 80 P 48 H 90

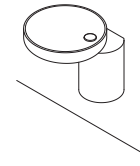


Argo
L 70 P 36 H 85

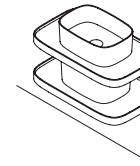


Fonte
L 48 P 33 H 90

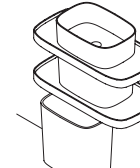
Lavabi sospesi / Wall hung washbasins



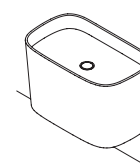
O_O
Ø 50 P 55 H 50



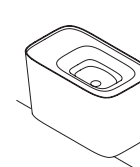
Fonte Totem
L 80 P 48 H 50



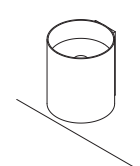
Fonte
L 80 P 48 H 90



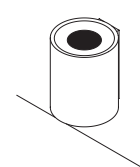
Fonte
L 80 P 48 H 50



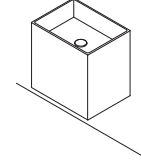
Fonte Termoformato
L 80 P 48 H 50



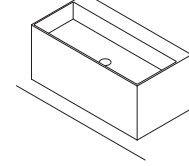
Rotondo
Ø 41 H 50



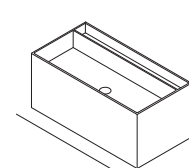
Hole
Ø 41 H 50



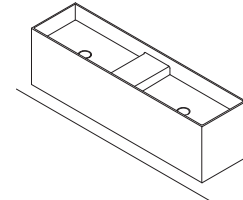
Unico
L 50-60 P 36-46 H 50



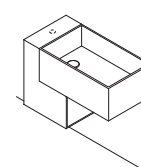
Plan
L 90-100-120-140-160-180-200 P 46 H 40



Plan con organizer / with organizer
L 90-100-120-140-160-180-200 P 46 H 40

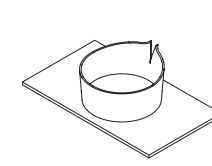


Plan
L 140-160-180-200 P 36 H 40

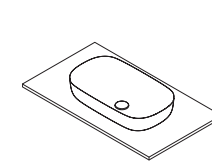


Argo
L 70 P 36 H 48

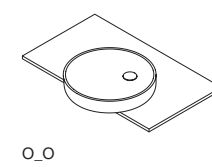
Lavabi in appoggio / Over counter basins



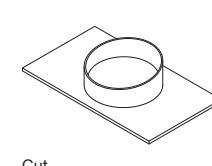
Smoking
L 42 P 44 H 25



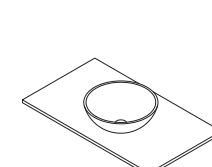
Moode
L 60 P 34 H 15



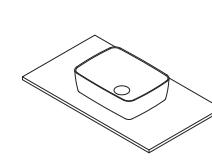
O_O
Ø 50 H 12,5



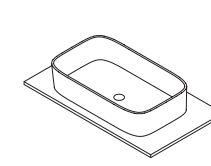
Cut
Ø 41 H 16,5



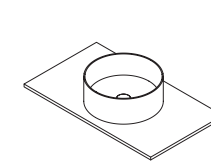
Calimero
Ø 40 H 15



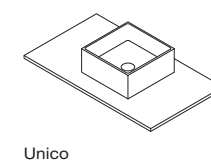
Brezza
L 38 P 38 H 15 / L 50 P 38 H 15 /
L 60 P 38 H 15 / L 50 P 46 H 15



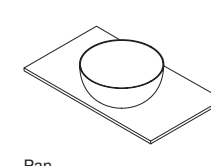
Fonte
L 48 P 33 H 16 / L 80 P 48 H 16



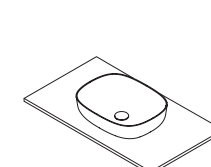
Rotondo
Ø 41 H 16-40-50



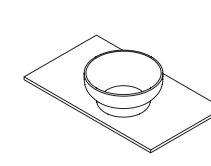
Unico
L 40-50-60-70-80-90-100-120 P 36-46 H 16-40



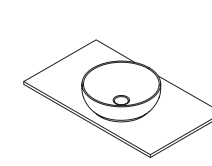
Pan
Ø 45 H 22



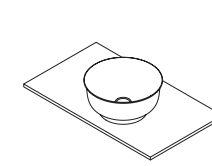
Conca
L 48-58 P 38 H 12,5



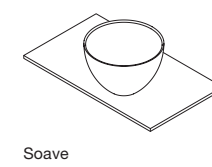
Murano
Ø 42 H 20



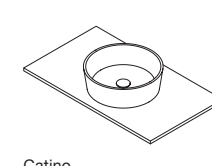
Japan
Ø 42 H 14-24-48



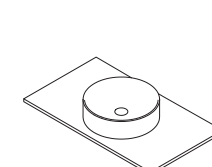
Hammam
Ø 42 H 16-20-44-48



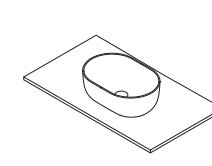
Soave
Ø 45 H 30



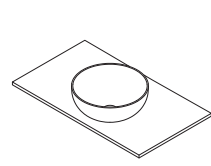
Catino
L 60 P 35 H 13,5 / Ø 42,5 H 13,5 /
L 55 P 35 H 13,5



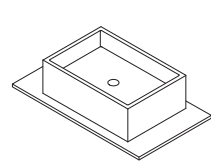
Eclettico
Ø 40 H 12



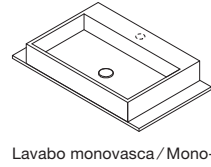
Creadle
Ø 40 H 20 / L 45 P 31 H 16 / L 55 P 36 H 17
/ L 70 P 39 H 18



Cupola
Ø 37 H 15



Agâr
L 60-70-80-90-100-120 P 36-46-53 H 25



Lavabo monovasca / Mono-basin washbasin
L 70-80-90-100-120-140 P 53 H 12



Scopri tutti i lavabi in appoggio e sospesi nel listino generale e nella sezione prodotti rexadesign.it / Discover all the over counter and wall hung washbasins in the general price list and in the product section on rexadesign.it

Pure

Design by Studio Batoni

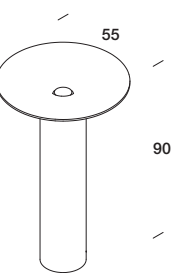
IT Una sintesi armonica di volumi essenziali: una sovrapposizione di forme diverse che si integrano creando un insieme equilibrato, il raccordo tra la colonna ed il bacino è il tratto caratteristico del progetto segnato da un LED che consente di illuminare il lavabo creando una piacevole atmosfera e diventando luce di cortesia per l'ambiente.

EN Pure is a harmonious synthesis of essential volumes: an overlap of different shapes that create a balanced whole, the connection between the column and the basin is the characteristic feature of the project marked by an LED that allows you to illuminate the basin becoming a courtesy light for the environment.






- IT Lavabo Pure Ø55x90h cm in marmo Verde Alpi e Pureglow Grigio con illuminazione integrata. Mensola Seamless 90x11,2x10,5h cm con frontale in marmo Verde Alpi. Specchiera Brame Ø80 cm in vetro Grigio.
- EN Pure washbasin Ø55x90h cm in Verde Alpi marble and Grigio Pureglow with integrated lighting. Seamless shelf 90x11,2x10,5h cm with frontal in Verde Alpi marble. Brame mirror Ø80 cm in Grigio glass.
- FR Lavabo Pure Ø55x90h cm en marbre Verde Alpi et Pureglow Grigio avec éclairage intégré. Etagère Seamless 90x11,2x10,5h cm avec façade en marbre Verde Alpi. Miroir Brame 80 cm en verre Grigio.
- DE Waschbecken Pure Ø55x90h cm aus Marmor Verde Alpi und Pureglow Grigio mit integrierter Beleuchtung. Regal Seamless 90x11,2x10,5h cm mit Front aus Marmor Verde Alpi. Spiegel Brame Ø80 cm aus Grigio Glas.
- ES Lavabo Pure Ø55x90h cm en mármol Verde Alpi y Pureglow Grigio con iluminación integrada. Estante Seamless 90x11,2x10,5h cm con frente de mármol Verde Alpi. Espejo Brame Ø80 cm de vidrio Grigio.





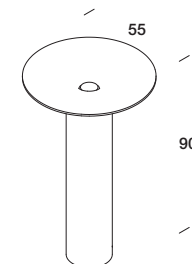
Pureglow Grigio



Pureglow Bronzo




- IT Lavabo Pure Ø55x90h cm in marmo Nero Marquinia e Pureglow Grigio con illuminazione integrata. Miscelatore Mae a parete in Black Luxury. Modulo arredo Vision 120x18x60h cm in Laccato opaco Grigio Luce.
- EN Pure washbasin Ø55x90h cm in marble Nero Marquinia and Pureglow Grigio with integrated lighting. Mae wall mixer in Black Luxury. Vision furniture module 120x18x60h cm in Lacquered Matt Grigio Luce.
- FR Lavabo Pure Ø55x90h cm en marbre Nero Marquinia et Pureglow Grigio avec éclairage intégré. Mitigeur mural Mae en Black Luxury. Élément de rangement Vision 120x18x60h cm en laque mat Grigio Luce.
- DE Waschbecken Pure Ø55x90h cm aus Nero Marquinia Marmor und Pureglow Grigio mit integrierter Beleuchtung. Mae Wandmischer in Black Luxury. Einrichtungselement Vision 120x18x60h cm in Lackiert matt Grigio Luce.
- ES Lavabo Pure Ø55x90h cm en mármol Nero Marquinia y Pureglow Grigio con iluminación integrada. Mezclador Mae de pared en Black Luxury. Módulo de decoración Visión 120x18x60h cm en laca mate Grigio Luce.





Dimensioni / Dimensions




A terra / Freestanding
 Ø 55 H 90



Materiali e colori / Materials and colors

Korakril™
 (lavabo / washbasin)




K31
 Ice White

Shark
 (lavabo / washbasin)



G26
 Nero


Pureglow
 (lavabo / washbasin)



W01
 Grigio

W02
 Bronzo

Corian®
 (basamento / base)




C01
 Glacier White



C38
 Deep Nocturne


Marmo / Marble
 (basamento / base)



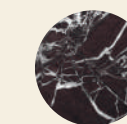
M01
 Carrara



M09
 Nero Marquina



M11
 Verde Alpi



M13
 Rosso Levante

Focus

Pure



W01 Pureglow Grigio + M13 Marmo / Marble Rosso Levanto



W01 Pureglow Grigio + M01 Marmo / Marble Carrara



W01 Pureglow Grigio + M11 Marmo / Marble Verde Alpi



W01 Pureglow Grigio + M09 Marmo / Marble Nero Marquina

Focus

Pure



K31 Korakril™ Ice White + C01 Glacier White



G26 Shark Nero + C38 Deep Nocturne



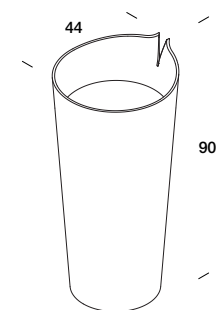
W02 Pureglow Bronzo + C01 Glacier White



W02 Pureglow Bronzo + C38 Deep Nocturne

Smoking

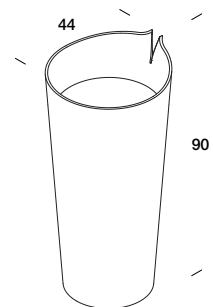
Design by Daniele dalla Porta





- IT Lavabo Smoking freestanding in Corian® Deep Nocturne 42x44x90h cm. Miscelatore a parete Drop nero opaco. Specchiera Filolucido 200x50h cm con illuminazione perimetrale a LED. Mensole contenitive a parete in lamiera opaca nera.
- EN Smoking freestanding washbasin in Corian® Deep Nocturne 42x44x90h cm. Matt black wall-mounted mixer Drop. Filolucido mirror 200x50h cm with LED light. Black metal storage shelves.
- FR Lavabo Smoking en ilot en Corian® Deep Nocturne 42x44x90h cm. Mitigeur a paroi Drop noir mat. Miroir Filolucido 200x50h cm avec éclairage LED. Étagères en métal noir mat.
- DE Smoking Freestanding-Waschbecken aus Corian® Deep Nocturne 42x44x90h cm. Schwarz matt Drop Einbau-Wannenmischer. Filolucido Spiegel 200x50h cm mit LED Raumbelichtung. Schwarz matt Rückhalteregale aus Blech.
- ES Lavabo Smoking a suelo en Corian® Deep Nocturne 42x44x90h cm. Mezclador a pared Drop en negro mate. Espejo Filolucido 200x50h cm con iluminación LED perimetral. Estantes a pared en lámina negra mate.

- IT Lavabo Smoking freestanding in Corian® Glacier White 42x44x90h cm con miscelatore Drop a parete nero opaco Specchiera R1 contenitiva a incasso 90x12x70h cm. Appendini Moon Ø 4 cm in Corian® Ash Aggregate e sgabello Fonte in frassino tinto olmo 44x38x40h cm.
- EN Smoking freestanding washbasin in Corian® Glacier White 42x44x90h cm with Drop black matt wall-mounted mixer. R1 recessed cabinet mirror 90x12x70h cm. Moon hooks Ø 4 cm in Corian® Ash Aggregate and Fonte stool in wood 44x38x40h cm.
- FR Lavabo Smoking en ilot en Corian® Glacier White 42x44x90h cm avec mitigeur Drop a paroi noir mat. Armoire miroir encastré R1 90x12x70h cm. Crochet Moon 4 cm en Corian® Ash Aggregate et tabouret Fonte en bois 44x38x40h cm.
- DE Smoking Freestanding-Waschbecken aus Corian® Glacier White 42x44x90h cm mit schwarz matt Drop Einbau-Wannenmischer. R1 Einbau-Spiegel 90x12x70h cm. Moon Haken Ø 4 cm aus Corian® Ash Aggregate und Fonte Hocker aus Eschenholz 44x38x40h cm.
- ES Lavabo Smoking a suelo en Corian® Glacier White 42x44x90h cm con Mezclador Drop de pared negro mate. Espejo contenedor empotrado R1 90x12x70h cm. Perchas Moon Ø 4 cm en Corian® Ash Aggregate y taburete Fonte en fresno pintado olmo 44x38x40h cm.





- IT Inspirato dal gesto delicato di un foglio curvato, questo lavabo si distingue per la sua forma raffinata e unica che lascia intravedere un lato di giunzione, esaltando così il particolare dei lembi piegati con precisione millimetrica. Questo dettaglio ricorda quasi il colletto inamidato di uno smoking, aggiungendo un tocco di classe al protagonista della stanza.
- EN Inspired by the delicate gesture of a curved sheet, this washbasin stands out for its refined and unique shape that allows a glimpse of a joining side, thus enhancing the detail of the folded flaps with millimeter precision. This detail almost reminds the starched collar of a smoking, adding a touch of class to the protagonist of the room.
- FR Inspiré par le geste délicat d'une feuille courbée, ce lavabo se distingue par sa forme raffinée et unique qui laisse entrevoir un côté de jonction, exaltant ainsi le détail des rabats pliés avec une précision millimétrique. Ce détail rappelle presque le col amidonné d'un smoking, ajoutant une touche de classe au protagoniste de la pièce.
- DE Inspiriert von der zarten Geste eines gebogenen Blattes, zeichnet sich dieses Waschbecken durch seine raffinierte und einzigartige Form aus, die einen Blick auf eine Verbindungsseite ermöglicht und so das Detail der gefalteten Klappen mit Millimetergenauigkeit unterstreicht. Dieses Detail erinnert fast an den gestärkten Kragen eines Smokings und verleiht dem Protagonisten des Raumes einen Hauch von Klasse.
- ES Inspirado por el delicado gesto de una hoja curvada, este lavabo se distingue por su forma refinada y única que deja entrever un lado de unión, exaltando así el detalle de las solapas dobladas con precisión milimétrica. Este detalle recuerda casi al cuello almidonado de un esmoquin, añadiendo un toque de clase al protagonista de la habitación.



Dimensioni / Dimensions



A terra / Freestanding
L 42 P 44 H 90



Materiali e colori / Materials and colors

Corian®




C01
Glacier White



C38
Deep Nocturne

Accessori abbinabili / Combinable accessories

Appendino / Hook



Appendino / Hook



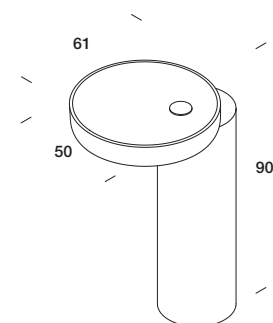
IT I cilindri della base e del lavabo, in proporzioni diverse, si combinano in un equilibrio formale assoluto, in un bilanciamento di sbalzi e volumi studiati al millimetro dalla rilevanza scultorea che dà vita ad un oggetto dalle forme geometriche semplici e leggibili.

EN The cylinders of the column and the basin, in different proportions, are combined in absolute formal balance of cantilevered volumes studied to the millimeter. Its sculptural relevance gives life to an object with simple and legible geometric shapes.



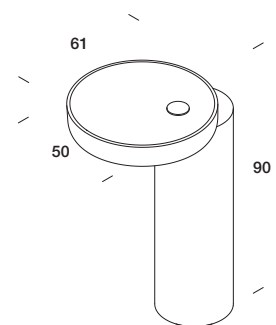


- IT Lavabo O_O freestanding in marmo Rosso Levanto Ø50x90h cm con miscelatore da piano Mae in Black Luxury. Specchiera Swing 40x150h cm. Panchetta Fonte 44x38x40h cm in frassino laccato Nero.
- EN O_O freestanding washbasin in Rosso Levanto marble Ø50x90h cm with Mae top mounted mixer in Black Luxury. Swing mirror 40x150h cm. Bench Fonte 44x38x40h cm lacquered ash Nero.
- FR Lavabo O_O sur pied en marbre Rosso Levanto Ø50x90h cm avec mélangeur Mae en Black Luxury. Miroir Swing 40x150h cm. Banc Fonte 44x38x40h cm en frêne laqué Nero.
- DE O_O freistehendes Waschbecken aus Rosso Levanto Marmor Ø50x90h cm mit Mae-Tischmischer in Black Luxury. Swing-Spiegel 40x150h cm. Sitzbank Fonte 44x38x40h cm aus Esche Nero lackiert.
- ES Lavabo O_O freestanding de mármol Rosso Levanto Ø50x90h cm con mezclador de mesa Mae en Black Luxury. Espejo Swing 40x150h cm. Banco Fonte 44x38x40h cm en fresno lacado Nero.



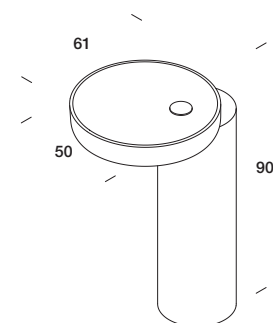


IT Lavabo O_O freestanding in marmo Carrara Ø50x90h cm.
EN O_O freestanding washbasin in Carrara marble Ø50x90h cm.
FR Lavabo O_O en ilot en marbre Carrara Ø50 x 90h cm.
DE O_O Waschbecken aus Carrara Marmor Ø50x90h cm.
ES Lavabo O_O a suelo en marmol Carrara Ø50x90h cm.

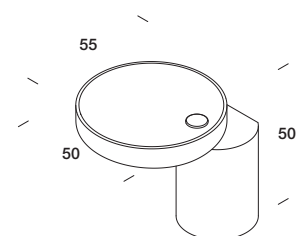




- IT Lavabo O_O freestanding in marmo Nero Marquinia Ø50x90h cm con miscelatore da piano Mae in Black Luxury.
- EN O_O freestanding washbasin in Nero Marquinia marble Ø50x90h cm with Mae floor mixer in Black Luxury.
- FR Lavabo en ilot en marbre noir Marquinia Ø50x90h cm avec mitigeur au sol Mae en Black Luxury.
- DE O_O Waschbecken aus Nero Marquina Marmor Ø50x90h cm mit Black Luxury Mae Waschtischmischer.
- ES Lavabo O_O a suelo en mármol Nero Marquinia Ø50x90h cm con Mezclador para lavabo Mae en acero Black Luxury.



- IT Lavabo O_O sospeso in Corian® Dune Prima con base in Glacier White Ø50x50h cm e miscelatore Mae da piano in Black Luxury. Specchiera Halo Ø42 cm con cornice in Corian® Deep Nocturne. Portasalviette dedicato in acciaio Inox satinato.
- EN O_O suspended washbasin in Corian® Dune Prima with base in Glacier White Ø50x50h cm and Mae deck mounted mixer in Black Luxury. Halo mirror Ø42 cm with frame in Corian® Deep Nocturne. Towel holder in brushed stainless steel.
- FR Lavabo O_O suspendu en Corian® Dune Prima avec base en Glacier White Ø50x50h cm et mitigeur Mae en Black Luxury. Miroir Halo Ø42 cm avec cadre en Corian® Deep Nocturne. Porte-serviettes en acier Inox satiné.
- DE O_O Wand-Waschbecken aus Corian® Dune Prima mit Basis aus Glacier White Ø50x50h cm und Black Luxury Mae Waschtischmischer. Halo Spiegel Ø42 cm mit Rahmen aus Corian® Deep Nocturne. Handtuchhalter aus Satin-Edelstahl.
- ES Lavabo suspendido O_O de Corian® Dune Prima con base en Glacier White Ø50x50h cm y mezclador para lavabo Mae en acero Black Luxury. Espejo Halo Ø42 cm con marco en Corian® Deep Nocturne. Toallero dedicado en acero inoxidable satinado.

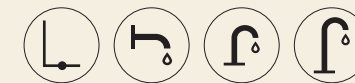




Dimensioni / Dimensions



A terra / Freestanding
 Ø 50 (lavabo / washbasin)
 L 50 P 61 H 90



Sospeso / Wall hung
 Ø 50 (lavabo / washbasin)
 L 50 P 55 H 50



Materiali e colori / Materials and colors

Corian®



C01
 Glacier White



C38
 Deep Nocturne



C43
 Dune Prima
 + C01
 Glacier White

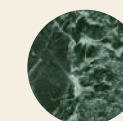
Marmo / Marble




M01
 Carrara



M09
 Nero Marquina




M11
 Verde Alpi



M13
 Rosso Levanto

Accessori abbinabili / Combinable accessories

Portasalviette / Towel rail



Appendino / Hook



Mensola / Shelf



Mensola / Shelf



Discovolante

Design by Studio Monica Graffeo

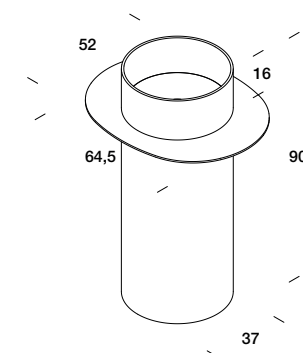
IT Un lavabo che si incontra delicatamente con un vassoio che ne riprende le linee arrotondate, creando un gioco di volumi e geometrie che dona leggerezza all'ambiente.

EN A washbasin that gently meets with a tray that takes up the rounded lines, creating a play of volumes and geometries that gives lightness to the environment.

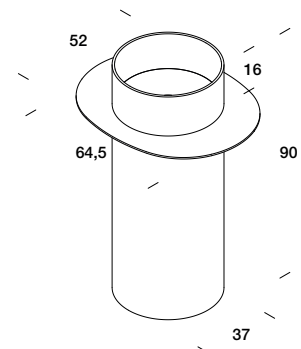




- IT Lavabo Discovolante in marmo Rosso Levanto Ø37x90h cm con piano in vetro Grigio 64x52 cm e miscelatore Drop nero opaco. Specchiera Pois con cornice in lamiera Nero 40x59h cm. Appendino dedicato in acciaio nero opaco.
- EN Discovolante Washbasin in Rosso Levanto marble Ø37x90h cm with Grigio glass top 64x52 cm and Drop matt black mixer. Pois mirror with metal frame Black 40x59h cm. Dedicated hook in matt black steel.
- FR Lavabo Discovolante en marbre Rosso Levanto Ø37x90h cm avec plateau en verre Grigio 64x52 cm et mélangeur Drop en noir mat. Miroir Pois avec cadre en tôle Noir 40x59h cm. Crochet dédié en acier noir mat.
- DE Waschtisch Discovolante aus Marmor Rosso Levanto Ø37x90h cm mit Grigio Glasplatte 64x52 cm und mattschwarzer Drop-Armatur. Spiegel Pois mit Rahmen aus schwarzem Blech 40x59h cm. Spezieller Hagen aus mattschwarzem Stahl.
- ES Lavabo Discovolante de mármol Rosso Levanto Ø37x90h cm con tapa de cristal Grigio 64x52 cm y mezclador Drop negro mate. Espejo Pois con marco Negro 40x59h cm. Percha dedicada en acero negro mate.



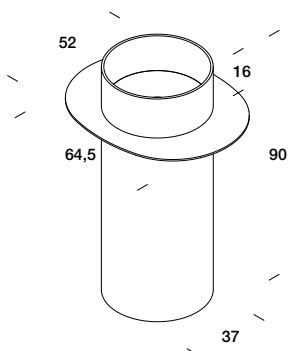
- IT Lavabo Discovolante in Corian® Deep Nocturne Ø37x90h cm con piano in vetro Grigio 64x52 cm e miscelatore Drop nero opaco. Specchiera Brame con cornice in vetro Grigio Ø 80 cm. Appendino dedicato in acciaio nero opaco.
- EN Discovolante washbasin in Corian® Deep Nocturne Ø37x90hcm with Grigio glass top 64x52 cm and matt black Drop mixer. Brame mirror with frame in Grigio glass Ø80 cm. Hanger in black mat steel.
- FR Lavabo Discovolante en Corian® Deep Nocturne Ø37x90h cm avec plan étagère en verre Grigio 64x52 cm et mitigeur Drop noir mat. Miroir Brame avec cadre en verre Grigio Ø80 cm. Crochet en acier noir mat.
- DE Discovolante Waschbecken aus Corian® Deep Nocturne Ø37x90h cm mit Regal aus Grigio Ablage 64x52 cm und schwarz matt Drop Mischer. Brame Spiegel mit Rahmen aus Grigio Glas Ø 80 cm. Haken aus schwarz matt Edelstahl.
- ES Lavabo Discovolante en Corian® Deep Nocturne Ø37x90h cm con encimera de vidrio Grigio 64x52 cm y mezclador Drop negro mate. Espejos Brame con marco Vidrio Grigio Ø 80 cm. Percha dedicada en acero negro opaco.







- IT Lavabo Discovolante in Corian® Glacier White Ø37x90h cm con piano in marmo Carrara 64x52 cm e miscelatore Mae a parete satinato. Specchiera Filolucido Ø 80 cm con lampada Spin per specchiera Ø 20 cm in Corian® Glacier White con illuminazione a LED orientabile.
- EN Discovolante washbasin in Corian® Glacier White Ø37x90h cm with Carrara marble top 64x52 cm and Mae wall-mounted mixer in brushed steel. Filolucido mirror Ø80 cm with Spin lamp for mirror 20 cm in Corian® Glacier White with adjustable LED lighting.
- FR Lavabo Discovolante in Corian® Glacier White Ø37x90h cm avec Plan étagère en marbre Carrara 64x52 cm et Mae mitigeur à paroi en acier brossé. Miroir Filolucido Ø80 cm avec lampe Spin pour miroir 20 cm en Corian® Glacier White avec éclairage LED orientable.
- DE Discovolante Waschbecken aus Corian® Glacier White Ø37x90h cm mit Carrara Marmor Ablage 64x52 cm und Mae Satin-Wandwaschtischmischer. Filolucido Spiegel Ø 80 cm mit Spin Lampe Ø 20 cm aus Corian® Glacier White mit orientierbarer LED Beleuchtung.
- ES Lavabo Discovolante en Corian® Glacier White Ø37x90h cm con encimera de mármol Carrara 64x52 cm y mezclador Mae de pared satinado. Espejo Filolucido Ø 80 cm con lámpara Spin para espejo Ø 20 cm en Corian® Glacier White con iluminación LED orientable.





Focus

Discovolante

Dimensioni / Dimensions



A terra / Freestanding
 Ø 37 (lavabo / washbasin)
 L 64,5 P 52 H 90

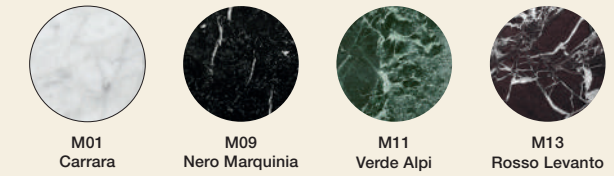


Materiali e colori / Materials and colors


Corian®
 (lavabo / washbasin)




Marmo / Marble
 (lavabo e mensola / washbasin and shelf)



Corian®
 (mensola / shelf)



Vetro / Glass
 (mensola / shelf)



Accessori abbinabili / Combinable accessories

Appendino / Hook



Focus

Discovolante



C01 Corian® Glacier White + C01 Corian® Glacier White



C01 Corian® Glacier White + C46 Corian® Ash Aggregate



C01 Corian® Glacier White + V30 Vetro / Glass Bronzo



C38 Corian® Deep Nocturne + C38 Corian® Deep Nocturne



C38 Corian® Deep Nocturne + C44 Corian® Carbon Aggregate



C38 Corian® Deep Nocturne + M09 Marmo / Marble Nero Marquinia

Focus

Discovolante



M01 Marmo / Marble Carrara + V40 Vetro / Glass Grigio



M11 Marmo / Marble Verde Alpi + V40 Vetro / Glass Grigio



M09 Marmo / Marble Nero Marquinia + V40 Vetro / Glass Grigio

Ethere

Design by Yonoh Creative Studio

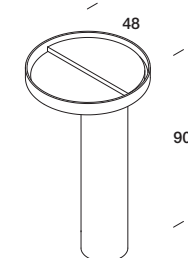
IT Sottile e funzionale, Ethere nasce dalla ricerca della semplicità e delicatezza priva di ornamenti aggiuntivi. L'idea di far sparire l'acqua dal lavabo in modo elegante e misterioso, eludendo la vista del drenaggio, ci ha affascinato.

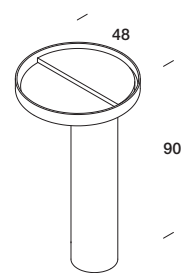
EN Thin and functional, Ethere is born from the pursuit of simplicity and delicacy devoid of additional ornaments. The idea of making the water disappear from the sink in an elegant and mysterious way, eluding the view of the drainage has fascinated us.





- IT Lavabo Ethere Ø48x90h cm in Corian® Deep Nocturne con vassoio in marmo Nero Marquinia. Specchiera Cutout Ø120 cm.
- EN Ethere washbasin Ø48x90h cm in Corian® Deep Nocturne with marble Nero Marquinia tray. Cutout mirror Ø120 cm.
- FR Lavabo Ethere Ø48x90h cm en Corian® Deep Nocturne avec Plateau en marbre Noir Marquinia. Miroir Cutout 120 cm.
- DE Ethere Ø48x90h cm Waschbecken aus Corian® Deep Nocturne mit Tablett aus schwarzem Marquinia Marmor. Spiegel Cutout Ø120 cm.
- ES Lavabo Ethere Ø48x90h cm en Corian® Deep Nocturne con bandeja de mármol Negro Marquinia. Espejo Cutout Ø120 cm.







- IT Lavabo Ethere Ø 48x90h cm in Corian® Glacier White con vassoio in marmo Carrara. Miscelatore a parete Button con comando in Corian® Artista Canvas. Colonna Unico a incasso 25x36x210h cm e rivestimento a parete in Corian® Artista Canvas. Lampade Spin Ø 20 cm in Corian® Artista Canvas.
- EN Ethere washbasin Ø 48x90h cm in Corian® Glacier White with Carrara marble tray. Button wall mixer with Corian® Artista Canvas. Unico Column recessed 25x36x210h cm and wall covering in Corian® Artista Canvas. Sconce Spin Ø 20 cm in Corian® Artista Canvas.
- FR Lavabo Ethere Ø 48x90h cm en Corian® Glacier White avec plateau en marbre Carrara. Mélangeur mural Button avec commande en Corian® Artista Canvas. Colonne Unico à encastrer 25x36x210h cm et revêtement mural en Corian® Artista Canvas. Lampes Spin Ø 20 cm en Corian® Artista Canvas.
- DE Ethere Ø 48x90h cm Waschbecken aus Corian® Glacier White mit Tablett aus Carrara. Wandmischer Button mit Bedienung aus Corian® Artist Canvas. Unico Hochschrank 25x36x210h cm und Wandverkleidung aus Corian® Artist Canvas. Spin Leuchten Ø 20 cm aus Corian® Künstler Canvas.
- ES Lavabo Ethere Ø 48x90h cm en Corian® Glacier White con bandeja de mármol Carrara. Mezclador de pared Button con mando en Corian® Artista Canvas. Columna Unico empotrada 25x36x210h cm y revestimiento de pared en Corian® Artista Canvas. Lámparas Spin Ø 20 cm en Corian® Artista Canvas.

Focus

Ethere



C38 Corian® Deep Nocturne + M09 Marmo / Marble Nero Marquinia



C38 Corian® Deep Nocturne + M13 Marmo / Marble Rosso Levanto



C38 Corian® Deep Nocturne + M11 Marmo / Marble Verde Alpi



C01 Corian® Glacier White + M01 Marmo / Marble Carrara



C01 Corian® Glacier White + M08 Marmo / Marble Grigio Veneto

Focus

Ethere

Dimensioni / Dimensions



A terra / Freestanding
Ø 48 H 90



Materiali e colori / Materials and colors

Corian®
(lavabo / washbasin)



C01
Glacier White



C38
Deep Nocturne

Marmo / Marble
(vassoio / tray)



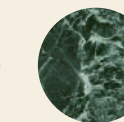
M01
Carrara



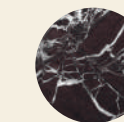
M09
Nero Marquinia



M08
Grigio Veneto



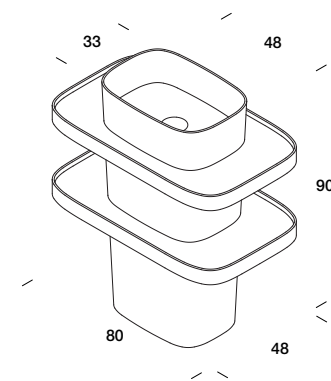
M11
Verde Alpi



M13
Rosso Levanto

Fonte Totem

Design by Studio Monica Graffeo





- IT Lavabo Fonte Totem freestanding 80x48x90h cm in Corian® Glacier White con miscelatore Drop nero opaco. Appendini Moon Ø 4 cm in Corian® Deep Nocturne. Lampada Arm a parete in vetro bianco e sgabello Fonte in frassino tinto olmo Ø 28x43h cm.
- EN Fonte Totem freestanding washbasin 80x48x90h cm in Corian® Glacier White with matt black Drop mixer. Hangers Moon Ø 4 cm in Corian® Deep Nocturne. Arm wall lamp in white glass and Fonte stool in wood 28x43h cm.
- FR Lavabo en ilot Fonte Totem 80x48x90h cm en Corian® Glacier Blanc avec mitigeur Drop noir mat. Crochet Moon Ø 4 cm en Corian® Deep Nocturne. Lampe Arm à paroi en verre blanc et tabouret Fonte bois 28x43h cm.
- DE Fonte Totem Freestanding-Waschbacken 80x48x90h cm aus Corian® Glacier White mit Schwarz matt Drop Mischer. Moon Hänger Ø 4 cm aus Corian® Deep Nocturne. Arm Wandlampe aus Weiss Glas und Fonte Hocker aus Eschenholz Ø 28x43h cm.
- ES Lavabo Fonte Totem a suelo 80x48x90h cm in Corian® Glacier White con mezclador Drop negro opaco. Percha Moon Ø 4 cm en Corian® Deep Nocturne. Lámpara Arm de pared en vidrio blanco y taburete Fonte en fresno pintado Olmo Ø 28x43h cm.





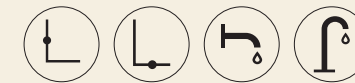
Focus

Fonte Totem

Dimensioni / Dimensions



A terra / Freestanding
 L 48 P 33 (lavabo / washbasin)
 L 80 P 48 H 90




Sospeso / Wall hung
 L 48 P 33 (lavabo / washbasin)
 L 80 P 48 H 50-90



Materiali e colori / Materials and colors

Corian®

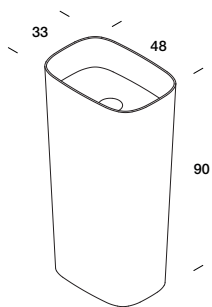


C01
 Glacier White

Fonte

Design by Studio Monica Graffeo

- IT Lavabo Fonte freestanding in Corian® Glacier White 48x33x90h cm con miscelatore a terra Mae in acciaio Inox satinato. Specchiera Filolucido 90x200h cm e lampada Metrolineare nera L 120 cm. Appendino dedicato in faggio naturale.
- EN Fonte freestanding washbasin in Corian® Glacier White 48x33x90h cm with floorstanding mixer Mae in brushed stainless steel. Filolucido mirror 90x200h cm and Metrolineare black light L 120 cm. Hanger in wood.
- FR Lavabo Fonte en ilot en Corian® Glacier White 48x33x90h cm avec mitigeur Mae au sol en acier satiné. Miroir Filolucido 90x200h cm et lampe Metrolineare noire L 120 cm. Crochet en bois.
- DE Fonte Freestanding-Washbecken aus Corian® Glacier White 48x33x90h cm mit Mae bodenstheneder Waschtisch-mischer aus Satin-Edelstahl. Filolucido Spiegel 90x200h cm und schwarze Metrolineare Lamp L 120 cm. Haken aus Buchenholz.
- ES Lavabo Fonte independiente en Corian® Glacier White 48x33x90h cm con mezclador a suelo Mae en acero inoxidable satinado. Espejo Filolucido 90x200h cm y la lámpara Metrolineare negro L 120 cm. Percha dedicada en haya natural.





Focus

Fonte

Dimensioni / Dimensions



A terra / Freestanding
L 48 P 33 H 90



Sospeso / Wall hung
L 80 P 48 H 50



Materiali e colori / Materials and colors

Corian®

* Disponibile solo per Fonte a terra / Available only for freestanding Fonte




C01
Glacier White



C38*
Deep Nocturne

Accessori abbinabili / Combinable accessories

Appendino / Hook



Appendino / Hook



Mensola / Shelf



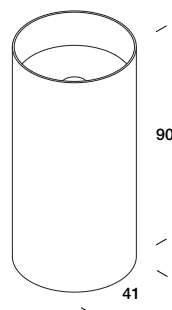
Mensola / Shelf



Rotondo

Design by Rexa Design Studio

- IT Lavabo Rotondo freestanding in Corian® Deep Nocturne
Ø41x90h cm con miscelatore a terra Mae in acciaio Inox satinato.
Specchiera Halo Ø72 cm con cornice in Corian® Deep Nocturne.
- EN Rotondo freestanding washbasin in Corian® Deep Nocturne
Ø41x90h cm with Mae floorstanding mixer in brushed stainless
steel. Halo mirror Ø72 cm with frame in Corian® Deep Nocturne.
- FR Lavabo Rotondo en ilot en Corian® Deep Nocturne
Ø41x90h cm avec mitigeur au sol Mae en acier satiné. Miroir
Halo Ø72 cm avec cadre en Corian® Deep Nocturne.
- DE Rotondo Freestanding-Waschbecken aus Corian® Deep
Nocturne Ø41x90h cm mit Mae bodenstehender Waschtisch-
mischer aus Satin-Edelstahl. Halo Spiegel Ø72 cm mit Rahmen
aus Corian® Deep Nocturne.
- ES Lavabo Rotondo a suelo en Corian® Deep Nocturne
Ø41x90h cm con mezclador a suelo Mae en acero inoxidable
satinado. Espejo Halo Ø72 cm con marco en Corian®
Deep Nocturne.





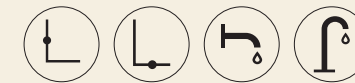
Focus

Rotondo

Dimensioni / Dimensions



A terra / Freestanding
Ø 41 H 90




Sospeso / Wall hung
Ø 41 H 50




Materiali e colori / Materials and colors

Corian®



Accessori abbinabili / Combinable accessories

Appendino / Hook



Appendino / Hook



Mensola / Shelf



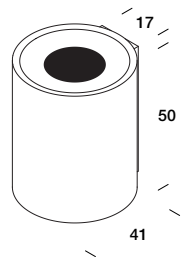
Mensola / Shelf



Hole

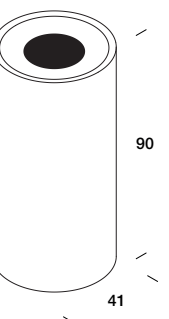
Design by Susanna Mandelli

- IT Lavabo Hole sospeso in Corian® Glacier White Ø 41x50h cm con interno in Corian® Deep Nocturne.
- EN Hole wall hung washbasin in Corian® Glacier White Ø 41x50h cm with inside part in Corian® Deep Nocturne.
- FR Lavabo suspendue Hole en Corian® Glacier White Ø 41x50h cm avec partie interne en Corian® Deep Nocturne.
- DE Hole Wand-Waschbecken aus Corian® Glacier White Ø 41x50h cm mit Innenseite aus Corian® Deep Nocturne.
- ES Lavabo Hole de pared in Corian® Glacier White Ø 41x50h cm con interno en Corian® Deep Nocturne.





- IT Lavabo Hole freestanding in Corian® Glacier White Ø 41x90h cm con interno in Corian® Deep Nocturne e miscelatore Mae a parete in Black Luxury.
- EN Hole freestanding washbasin in Corian® Glacier White Ø 41x90h cm with inside part in Corian® Deep Nocturne and Mae wall-mounted mixer in Black Luxury.
- FR Lavabo Hole en ilot en Corian® Glacier White Ø 41x90h cm avec partie interne en Corian® Deep Nocturne et mitigeur Mae a paroi en Black Luxury.
- DE Hole Freestanding-Waschbecken aus Corian® Glacier White Ø 41x90h cm mit Innenseite aus Corian® Deep Nocturne und Mae Black Luxury Wandwaschtisch-mischer.
- ES Lavabo Hole a suelo in Corian® Glacier White Ø 41x90h cm con en Corian® Deep Nocturne y mezclador Mae a pared en Black Luxury.





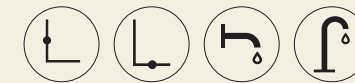
Focus

Hole

Dimensioni / Dimensions



A terra / Freestanding
Ø 41 H 90



Sospeso / Wall hung
Ø 41 H 50



Materiali e colori / Materials and colors

Corian®

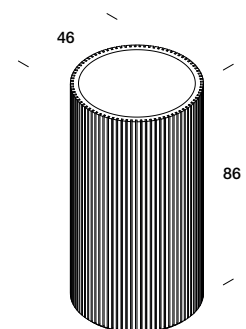


C01
Glacier White
+
C38
Deep Nocturne

Roll

Design by Rexa Design Studio

- IT Doppio lavabo Roll Ø 46x86h cm in marmo Nero Marquinia con doppia specchiera Reflex 90x5x72,5h cm con specchio Grigio ed illuminazione a LED perimetrale esterna. Appendini Moon in Corian® Deep Nocturne.
- EN Double Roll washbasin Ø 46x86h cm in Nero Marquinia marble with double mirror Reflex 90x5x72,5h cm with grey mirror and LED lighting. Moon hangers in Corian® Deep Nocturne.
- FR Double lavabo Roll Ø 46x86h cm en marbre Nero Marquinia avec do miroir Reflex 90x5x72,5h cm, avec miroir gris et éclairage LED. Crochets Moon en Corian® Deep Nocturne.
- DE Roll Doppel-Waschbecken Ø 46x86h cm aus Nero Marquinia Marmor mit Reflex Doppel-Spiegel 90x5x72,5h cm mit grauem Spiegel und LED Raumbelichtung. Moon Haken aus Corian® Deep Nocturne.
- ES Doble lavabo Roll Ø 46x86h cm en mármol Nero Marquinia con doble espejo Reflex 90x5x72,5h cm con espejo Gris e iluminación a LED perimetral exterior. Perchas Moon en Corian® Deep Nocturne.





Focus

Roll

Dimensioni / Dimensions



Disponibile con superficie rigata o liscia a scelta
 / Available with striped or smooth surface
 / Disponible avec surface rayée ou lisse au choix
 / Erhältlich mit gestreifte oder glatter Oberfläche
 / Disponible con superficie rayada o lisa a elección

A terra / Freestanding
 Ø 46 H 86



Materiali e colori / Materials and colors

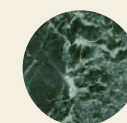
Marmo / Marble




M01
Carrara



M09
Nero Marquina



M11
Verde Alpi

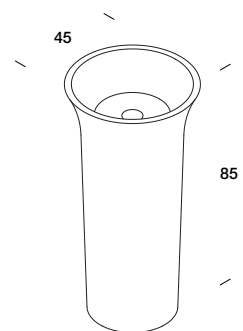


M13
Rosso Levanto

Funnel

Design by Rexa Design Studio

- IT Lavabo Funnel Ø 45x85h cm in marmo Carrara e specchiera Halo Ø 72 cm con cornice in Corian® Deep Nocturne. Mensola e portasalviette Moon in Corian® Deep Nocturne.
- EN Funnel washbasin Ø 45x85h cm in Carrara marble and Halo mirror Ø 72 cm with frame in Corian® Deep Nocturne. Shelf and towel holder Moon in Corian® Deep Nocturne.
- FR Lavabo Funnel Ø 45x85h cm en marbre Carrara et miroir Halo Ø 72 cm avec cadre en Corian® Deep Nocturne. Porte-serviette et étagère Moon en Corian® Deep Nocturne.
- DE Funnel Waschbecken Ø 45x85h cm aus Carrara Marmor und Halo Spiegel Ø 72 cm mit Rahmen aus Corian® Deep Nocturne. Moon Regal und Handtuchhalter aus Corian® Deep Nocturne.
- ES Lavabo Funnel Ø 45x85h cm en mármol Carrara y espejo Halo Ø 72 cm con marco en Corian® Deep Nocturne. Estante y toallero Moon en Corian® Deep Nocturne.





Focus

Funnel

Dimensioni / Dimensions



A terra / Freestanding
Ø 45 H 85



Materiali e colori / Materials and colors

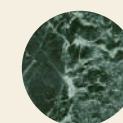
Marmo / Marble




M01
Carrara



M09
Nero Marquina



M11
Verde Alpi

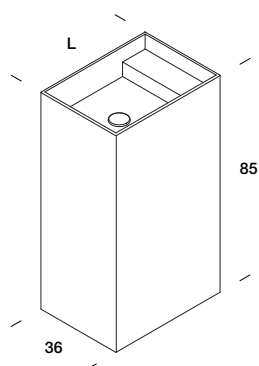


M13
Rosso Levanto

Unico

Design by Rexa Design Studio

- IT Lavabo Unico freestanding con pianetto interno laterale ribassato 50x36x85h cm in Corian® Dune Prima. Miscelatore Mae a parete in acciaio Inox satinato. Specchiera Filolucido 50x80h cm con lampada Spin in Corian® Dune Prima 20x40h cm con illuminazione a led orientabile. Appendini Stone nello stesso materiale.
- EN Unico freestanding washbasin with internal shelf 50x36x85h cm in Corian® Dune Prima. Mae wall-mounted mixer in brushed stainless steel. Filolucido mirror 50x80h cm with Spin lamp in Corian® Dune Prima 20x40h cm and adjustable led lighting. Stone hangers in the same material.
- FR Lavabo Unico en ilot avec Tablette interne 50x36x85h cm en Corian® Dune Prima. Mitigeur Mae à paroi en acier satiné. Miroir Filolucido 50x80h cm avec lampe Spin in Corian® Dune Prima 20x40h cm et éclairage led orientable. Crochet Stone dans le même matériau.
- DE Unico Freestanding-Waschbecken mit abgesenkt seitliche innere Ebene 50x36x85h cm aus Corian® Dune Prima. Mae Wandwaschtischmischer. Aus Satin-Edenstahl. Filolucido Spiegel 50x80h cm mit Spin Lampe aus Corian® Dune Prima 20x40h cm mit orientierbarer LED Beleuchtung. Stone Haken aus demselben Material.
- ES Lavabo Único a suelo con estante lateral rebajado 50x36x85h cm in Corian® Dune Prima. Mezclador a pared Mae en acero inoxidable satinado. Espejo Filolucido 50x80h cm con lámpara LED Spin en Corian® Dune Prima 20x40h cm con iluminación orientable. Perchas de piedra en el mismo material.







- IT Lavabo Unico freestanding con pianetto interno laterale ribassato 50x36x85h cm in Corian® Carbon Aggregate.
- EN Unico freestanding washbasin with internal shelf 50x36x85h cm in Corian® Carbon Aggregate.
- FR Lavabo Unico en ilot avec Tablette interne 50x36x85h cm en Corian® Carbon Aggregate.
- DE Unico Freestanding-Waschbecken mit abgesenkt seitliche innere Ebene 50x36x85h cm aus Corian® Carbon Aggregate.
- ES Lavabo Único a suelo con estente lateral rebajado 50x36x85h cm in Corian® Carbon Aggregate.



Focus

Unico

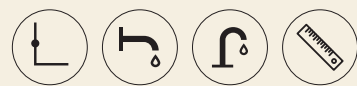
Dimensioni / Dimensions



A terra / Freestanding
L 50-60 P 36-46 H 85




Sospeso / Wall hung
L 50-60 P 36-46 H 50




Materiali e colori / Materials and colors

Corian®



Accessori abbinabili / Combinable accessories

Appendino / Hook



Mensola / Shelf



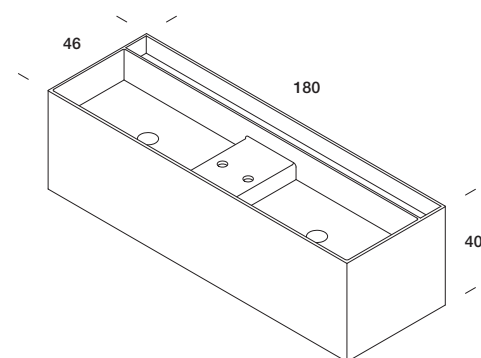
Mensola / Shelf



Plan

Design by Rexa Design Studio

- IT Lavabo sospeso Plan con organizer 180x46x40h cm in Corian® Glacier White. Supporto con bicchiere e dispenser per organizer in Corian® Glacier White. Rubinetteria Mae in acciaio satinato. Specchiere Pin 45x90 cm con cornice in Corian® Glacier White e lampade Circle bianche opache. Rivestimento a parete in Corian® Glacier White.
- EN Plan suspended washbasin with organizer 180x46x40h cm in Corian® Glacier White. Toothbrush-holder and soap dispenser in Corian® Glacier White. Mae deck-mounted mixer in satin steel. Pin mirrors 45x90 cm with Corian® Glacier White frame and Circle matt white lamps. Wall cladding in Corian® Glacier White.
- FR Plan vasque suspendue avec organiseur 180x46x40h cm en Corian® Glacier White. Porte-brosse à dents et distributeur de savon en Corian® Glacier White. Mitigeur Mae en acier satiné. Miroirs Pin 45x90 cm avec cadre en Corian® Glacier White et lampes Circle blanc mat. Revêtement mural en Corian® Glacier White.
- DE Hängewaschtisch Plan mit Ablage 180x46x40h cm aus Corian® Glacier White. Zahnbürstenhalter und Seifenspender aus Corian® Glacier White. Mae Aufsatzmischer aus satiniertem Stahl. Pin-Spiegel 45x90 cm mit Rahmen aus Corian® Glacier White und mattweißen Circle-Lampen. Wandverkleidung in Corian® Glacier White.
- ES Lavabo suspendido Plan con organizador 180x46x40h cm en Corian® Glacier White. Soporte con dispensador y portacepillos por organizador en Corian® Glacier White. Grifería Mae de acero satinado. Espejos Pin 45x90 cm con marco en Corian® Glacier White y lámparas Circle blanco mate. Revestimiento mural en Corian® Glacier White.





Focus

Plan

Dimensioni / Dimensions




Sospeso / Wall hung
 L 90-100-120-140-160-180-200
 P 36-46 H 40



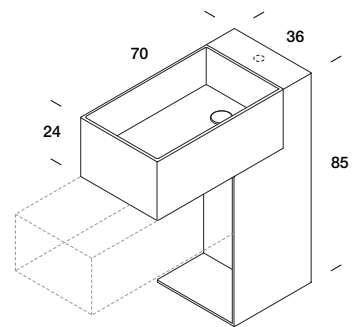
Materiali e colori / Materials and colors

Corian®



Argo

Design by Imago Design






- IT Lavabo Argo freestanding in Corian® Silver Grey 70x36x85h cm con cassetto in accosto in Corian® Deep Nocturne con frontale in Eucalipto 70x36x24h cm. Specchiera Filolucido 70x90h cm
- EN Argo freestanding washbasin in Corian® Silver Grey 70x36x85h cm with drawer in Corian® Deep Nocturne with front door in Eucalyptus 70x36x24h cm. Filolucido mirror 70x90h cm.
- FR Lavabo Argo en îlot en Corian® Silver Grey 70x36x85h cm avec tiroir en Corian® Deep Nocturne avec façade en eucalyptus 70x36x24h cm. Miroir Filolucido 70x90h cm.
- DE Argo Freestanding-Waschbecken aus Corian® Silver Grey 70x36x85h cm mit Schublade aus Corian® Deep Nocturne mit Vorderseite aus Eucalipto 70x36x24h cm. Filolucido Spiegel 70x90h cm.
- ES Lavabo Argo a suelo en Corian® Silver Grey 70x36x85h cm con cajón en el lado de Corian® Deep Nocturne con frontal Eucalipto 70x36x24h cm. Espejo Filolucido 70x90h cm.

Focus

Cassettiera / Drawer

Scocca, frontale / Carcase, frontal

Corian®



Frontale / Frontal

Legno / Wood



Focus

Argo

Dimensioni / Dimensions



A terra / Freestanding
L 70 P 36 H 85




Sospeso / Wall hung
L 70 P 36 H 48




Materiali e colori / Materials and colors

Corian®



Accessori abbinabili / Combinable accessories

Appendino / Hook



Credits

– Art direction

Studio Monica Graffeo

– Render

Studio Iride, Operavisa

– Photolithography

Luce group

– Print

Grafiche Antiga, 2024



rexadesign.it



ATTENZIONE/ ATTENTION

• Non viene garantita la continuità della vena nei materiali con superfici venate. / The continuity of the grain is not guaranteed for materials with grained surfaces. / Continuité de la veine pas garantie pour les matériaux avec surfaces veinées. / Bei Materialien mit geäderten Oberflächen ist die Kontinuität der Äderung nicht gewährleistet. / No se garantiza la continuidad de las vetas en materiales con superficies veteadas.

• In caso di completamenti o sostituzioni è necessario inviare un campione. / A sample is required for any addition or replacement order. / Envoi échantillon nécessaire pour la réalisation de complément ou remplacement. / Bei Hinzufügungen oder Ersetzungen muss ein Muster eingesandt werden. / En caso de adiciones o sustituciones, deberá enviarse una muestra.

• Le immagini sono puramente indicative e potrebbero non rispecchiare a pieno le caratteristiche estetiche delle finiture reali. / The images are purely indicative and may not reflect fully the aesthetic characteristics of the real finishes. / Les images sont purement indicatives et pourraient ne pas correspondre aux caractéristiques esthétiques des finitions réelles. / Die Fotos sind rein indikativ und spiegeln die ästhetischen Eigenschaften der tatsächlichen Oberfläche möglicherweise nicht vollständig wider. / Las imágenes son meramente indicativas y pueden no reflejar plenamente las características estéticas del acabado real.

• Rexa si riserva di apportare modifiche ai prodotti, in qualunque momento e senza preavviso. Finiture, colori, dimensioni, dati e schemi presenti a catalogo e listino hanno solamente carattere informativo e non sono vincolanti. / Rexa reserves the right to make changes to the products at any time and without notice. Finishes, colours, dimensions, data and diagrams in the catalogue and price list are for information only and are not binding. / Rexa se réserve le droit de modifier les produits à tout moment et sans préavis. Les finitions, les couleurs, les dimensions, les données et les schémas présents dans le catalogue et la liste de prix ont uniquement un caractère informatif et ne sont pas contraignants. / Rexa behält sich das Recht vor, jederzeit und ohne vorherige Ankündigung Änderungen an den Produkten vorzunehmen. Die Ausführungen, Farben, Abmessungen, Daten und Zeichnungen in Katalog und Preisliste haben nur informativen Charakter und sind nicht verbindlich. / Rexa se reserva el derecho de realizar cambios en los productos en cualquier momento y sin previo aviso. Los acabados, colores, dimensiones, datos y dibujos presentes en el catálogo y en la lista de precios solo tienen carácter informativo y no son vinculantes.

• Per condizioni di vendita vedere listino generale. / For sales conditions see general price list. / Pour les conditions de vente voir tarifs générale / Die Verkaufsbedingungen sind der allgemeinen Preisliste zu entnehmen. / Para condiciones de venta ver lista de precios general.

Rexa Design S.r.l.

Via Maniago, 57/A 33080
San Quirino PN – Italy

T +39 0434 593182
F +39 0434 921579

info@rexadesign.it
www.rexadesign.it

progettoincontra2022

CONTRA
Rete d'impresa
incontrasolutions.it



rexadesign.it
T +39 0434 593182

REXA